

| RS             | DEZ 22 | JAN    | FEV | MAR | ABR | MAI | JUN | JUL | AGO | SET | OUT | NOV | DEZ | JAN/DEZ | 2023   | 2022  | VAR %  |
|----------------|--------|--------|-----|-----|-----|-----|-----|-----|-----|-----|-----|-----|-----|---------|--------|-------|--------|
| A) Autos       | 8.719  | 5.482  |     |     |     |     |     |     |     |     |     |     |     | VAR %   | Acum   | Acum  | Acum   |
| B) Coml Leves  | 1.896  | 1.247  |     |     |     |     |     |     |     |     |     |     |     | -37,13% | 5.482  | 4.663 | 17,56% |
| Subtotal (A+B) | 10.615 | 6.729  | 0   | 0   | 0   | 0   | 0   | 0   | 0   | 0   | 0   | 0   | 0   | -34,23% | 1.247  | 1.244 | 0,24%  |
| Caminhões      | 1.088  | 699    |     |     |     |     |     |     |     |     |     |     |     | -36,61% | 6.729  | 5.907 | 13,92% |
| Ônibus         | 150    | 71     |     |     |     |     |     |     |     |     |     |     |     | -52,67% | 71     | 51    | 39,22% |
| Motos          | 3.149  | 2.394  |     |     |     |     |     |     |     |     |     |     |     | -23,98% | 2.394  | 1.896 | 26,27% |
| Impl. Rodov.   | 513    | 361    |     |     |     |     |     |     |     |     |     |     |     | -29,63% | 361    | 377   | -4,24% |
| Outros         | 886    | 686    |     |     |     |     |     |     |     |     |     |     |     | -22,57% | 686    | 547   | 25,41% |
| Totais         | 16.401 | 10.940 | 0   | 0   | 0   | 0   | 0   | 0   | 0   | 0   | 0   | 0   | 0   | -33,30% | 10.940 | 9.420 | 16,14% |

EMPLACAMENTOS NO BRASIL EM 2023 - Okm

| BRASIL         | DEZ 22  | JAN     | FEV | MAR | ABR | MAI | JUN | JUL | AGO | SET | OUT | NOV | DEZ | JAN/DEZ | 2023    | 2022    | VAR %  |
|----------------|---------|---------|-----|-----|-----|-----|-----|-----|-----|-----|-----|-----|-----|---------|---------|---------|--------|
| A) Autos       | 164.169 | 103.872 |     |     |     |     |     |     |     |     |     |     |     | VAR %   | Acum    | Acum    | Acum   |
| B) Coml Leves  | 38.007  | 26.588  |     |     |     |     |     |     |     |     |     |     |     | -36,73% | 103.872 | 92.204  | 12,65% |
| Subtotal (A+B) | 202.176 | 130.460 | 0   | 0   | 0   | 0   | 0   | 0   | 0   | 0   | 0   | 0   | 0   | -30,04% | 26.588  | 24.422  | 8,87%  |
| Caminhões      | 12.064  | 10.215  |     |     |     |     |     |     |     |     |     |     |     | -15,33% | 10.215  | 8.507   | 20,08% |
| Ônibus         | 2.680   | 2.152   |     |     |     |     |     |     |     |     |     |     |     | -19,70% | 2.152   | 1.334   | 61,32% |
| Motos          | 132.129 | 110.493 |     |     |     |     |     |     |     |     |     |     |     | -16,37% | 110.493 | 89.665  | 23,23% |
| Impl. Rodov.   | 7.891   | 6.539   |     |     |     |     |     |     |     |     |     |     |     | -17,13% | 6.539   | 6.725   | -2,77% |
| Outros         | 9.955   | 8.522   |     |     |     |     |     |     |     |     |     |     |     | -14,39% | 8.522   | 7.888   | 8,04%  |
| Totais         | 366.895 | 268.381 | 0   | 0   | 0   | 0   | 0   | 0   | 0   | 0   | 0   | 0   | 0   | -26,85% | 268.381 | 230.745 | 16,31% |

RANKING DE EMPLACAMENTOS DE OKM POR ESTADO EM 2023

| ESTADO             | JAN     | FEV | MAR | ABR | MAI | JUN | JUL | AGO | SET | OUT | NOV | DEZ | ACUM. 2023 | % Part |
|--------------------|---------|-----|-----|-----|-----|-----|-----|-----|-----|-----|-----|-----|------------|--------|
| 1º) São Paulo      | 60.932  |     |     |     |     |     |     |     |     |     |     |     | 60.932     | 22,7%  |
| 2º) Minas Gerais   | 40.083  |     |     |     |     |     |     |     |     |     |     |     | 40.083     | 14,9%  |
| 3º) Paraná         | 16.918  |     |     |     |     |     |     |     |     |     |     |     | 16.918     | 6,3%   |
| 4º) Rio de Janeiro | 14.945  |     |     |     |     |     |     |     |     |     |     |     | 14.945     | 5,6%   |
| 5º) Bahia          | 13.283  |     |     |     |     |     |     |     |     |     |     |     | 13.283     | 4,9%   |
| 6º) Santa Catarina | 12.187  |     |     |     |     |     |     |     |     |     |     |     | 12.187     | 4,5%   |
| 7º) RS             | 10.940  |     |     |     |     |     |     |     |     |     |     |     | 10.940     | 4,1%   |
| 8º) Pernambuco     | 10.856  |     |     |     |     |     |     |     |     |     |     |     | 10.856     | 4,0%   |
| 9º) Goiás          | 10.520  |     |     |     |     |     |     |     |     |     |     |     | 10.520     | 3,9%   |
| 10º) Ceará         | 7.679   |     |     |     |     |     |     |     |     |     |     |     | 7.679      | 2,9%   |
| Totais             | 268.381 | 0   | 0   | 0   | 0   | 0   | 0   | 0   | 0   | 0   | 0   | 0   | 268.381    | 100,0% |

EMPLACAMENTO NOS MUNICÍPIOS POR SEGMENTO

JANEIRO 23

| AUTOS             | Quant. | Part. % |
|-------------------|--------|---------|
| Porto Alegre      | 1.317  | 24,02%  |
| Caxias do Sul     | 377    | 6,88%   |
| Canoas            | 212    | 3,87%   |
| Pelotas           | 173    | 3,16%   |
| Santa Maria       | 166    | 3,03%   |
| Passo Fundo       | 155    | 2,83%   |
| N. Hamburgo       | 133    | 2,43%   |
| Bento Gonçalves   | 105    | 1,92%   |
| São Leopoldo      | 85     | 1,55%   |
| Santa Cruz do Sul | 82     | 1,50%   |

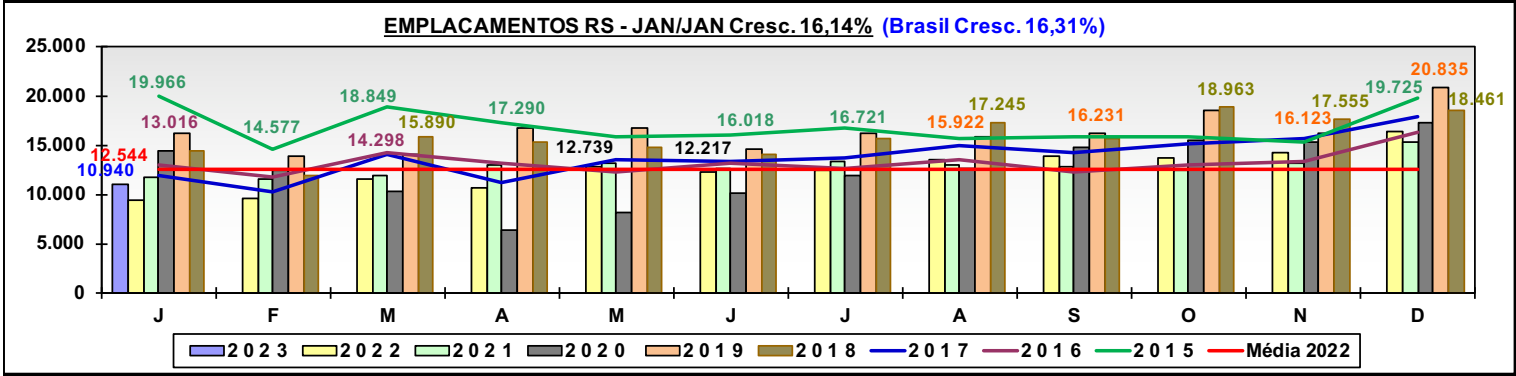
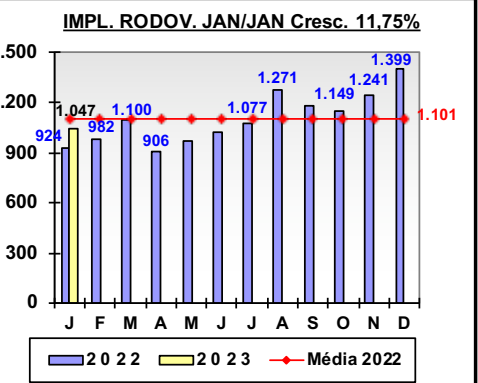
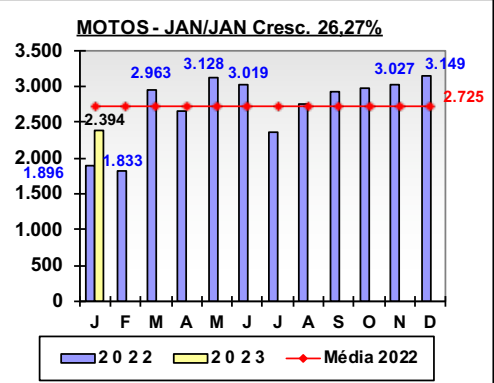
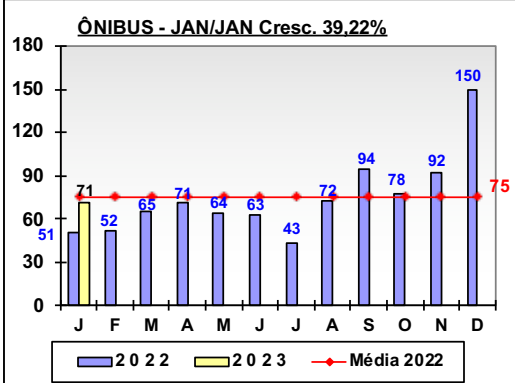
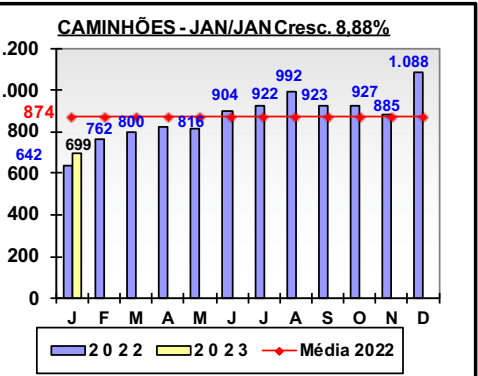
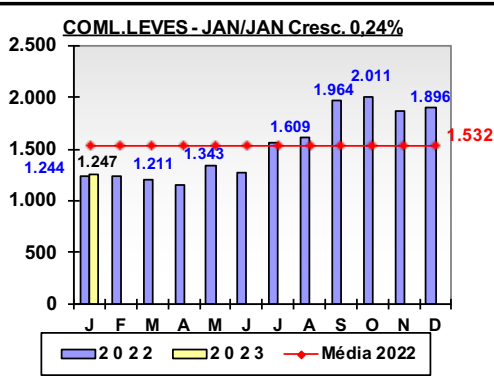
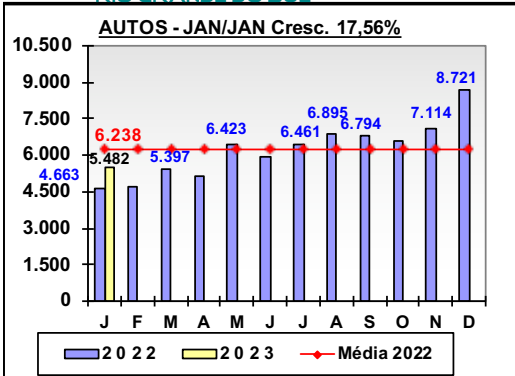
| Coml Leve     | Quant. | Part. % |
|---------------|--------|---------|
| Porto Alegre  | 216    | 17,32%  |
| Passo Fundo   | 37     | 2,97%   |
| Santa Maria   | 29     | 2,33%   |
| Canoas        | 28     | 2,25%   |
| Caxias do Sul | 26     | 2,09%   |
| N. Hamburgo   | 25     | 2,00%   |
| Pelotas       | 24     | 1,92%   |
| Bagé          | 18     | 1,44%   |
| Erechim       | 18     | 1,44%   |
| B. Gonçalves  | 17     | 1,36%   |

| Caminhões     | Quant. | Part. % |
|---------------|--------|---------|
| São Leopoldo  | 146    | 20,89%  |
| Caxias do Sul | 35     | 5,01%   |
| Lajeado       | 27     | 3,86%   |
| Porto Alegre  | 26     | 3,72%   |
| Canoas        | 20     | 2,86%   |
| Cruzeiro Sul  | 19     | 2,72%   |
| Erechim       | 17     | 2,43%   |
| Carazinho     | 16     | 2,29%   |
| Estrela       | 15     | 2,15%   |
| Nova Sta Rita | 13     | 1,86%   |

| MOTOS         | Quant. | Part. % |
|---------------|--------|---------|
| Porto Alegre  | 347    | 14,49%  |
| Caxias do Sul | 138    | 5,76%   |
| Canoas        | 99     | 4,14%   |
| Passo Fundo   | 91     | 3,80%   |
| Gravataí      | 64     | 2,67%   |
| Pelotas       | 63     | 2,63%   |
| Santa Maria   | 51     | 2,13%   |
| Viamão        | 50     | 2,09%   |
| São Leopoldo  | 46     | 1,92%   |
| B. Gonçalves  | 45     | 1,88%   |

| ÔNIBUS          | Quant. | Part. % |
|-----------------|--------|---------|
| Porto Alegre    | 20     | 28,17%  |
| B. Gonçalves    | 5      | 7,04%   |
| Canoas          | 4      | 5,63%   |
| Eldorado do Sul | 2      | 2,82%   |
| Pelotas         | 2      | 2,82%   |
| Portão          | 2      | 2,82%   |
| Santa Maria     | 2      | 2,82%   |
| Alvorada        | 1      | 1,41%   |
| Anta Gorda      | 1      | 1,41%   |
| Arroio Grande   | 1      | 1,41%   |

Fonte: FENABRAVE



Fonte: FENABRAVE

### COMPARATIVO EMPLACAMENTOS RS E SC - Okm

JANEIRO 23

| RS                   | 2011           | 2012           | 2013           | 2014           | 2015           | 2016           | 2017           | 2018           | 2019           | 2020           | 2021           | 2022           |
|----------------------|----------------|----------------|----------------|----------------|----------------|----------------|----------------|----------------|----------------|----------------|----------------|----------------|
| <b>A) Autos</b>      | 168.961        | 191.691        | 190.389        | 161.444        | 128.179        | 99.217         | 107.221        | 121.128        | 121.260        | 87.142         | 77.002         | 74.851         |
| <b>B) Coml Leves</b> | 46.748         | 51.028         | 57.535         | 59.208         | 22.959         | 20.193         | 21.389         | 23.683         | 23.863         | 17.946         | 20.932         | 18.383         |
| <b>Subtotal A+B</b>  | <b>215.709</b> | <b>242.719</b> | <b>247.924</b> | <b>220.652</b> | <b>151.138</b> | <b>119.410</b> | <b>128.610</b> | <b>144.811</b> | <b>145.123</b> | <b>105.088</b> | <b>97.934</b>  | <b>93.234</b>  |
| <b>Caminhões</b>     | 11.863         | 9.434          | 12.020         | 9.854          | 5.203          | 3.665          | 3.641          | 5.410          | 7.443          | 6.516          | 10.560         | 10.483         |
| <b>Ônibus</b>        | 1.823          | 1.590          | 1.793          | 1.566          | 1.127          | 841            | 578            | 841            | 1.112          | 712            | 739            | 891            |
| <b>Motos</b>         | 63.600         | 54.987         | 46.026         | 39.606         | 31.716         | 23.628         | 22.301         | 27.179         | 29.491         | 23.810         | 30.240         | 32.697         |
| <b>Impl. Rodov.</b>  | 3.847          | 3.436          | 5.644          | 4.649          | 2.465          | 1.805          | 1.816          | 2.730          | 4.149          | 4.180          | 5.277          | 4.566          |
| <b>Outros</b>        | 8.628          | 9.359          | 9.709          | 10.146         | 9.884          | 9.383          | 9.229          | 9.151          | 8.735          | 8.853          | 9.441          | 8.645          |
| <b>Totais RS</b>     | <b>305.470</b> | <b>321.525</b> | <b>323.116</b> | <b>286.473</b> | <b>201.533</b> | <b>158.732</b> | <b>166.175</b> | <b>190.122</b> | <b>196.053</b> | <b>149.159</b> | <b>154.191</b> | <b>150.516</b> |
| <b>VAR %</b>         |                | <b>5,26%</b>   | <b>0,49%</b>   | <b>-11,34%</b> | <b>-29,65%</b> | <b>-21,24%</b> | <b>4,69%</b>   | <b>14,41%</b>  | <b>3,12%</b>   | <b>-23,92%</b> | <b>3,38%</b>   | <b>-2,38%</b>  |

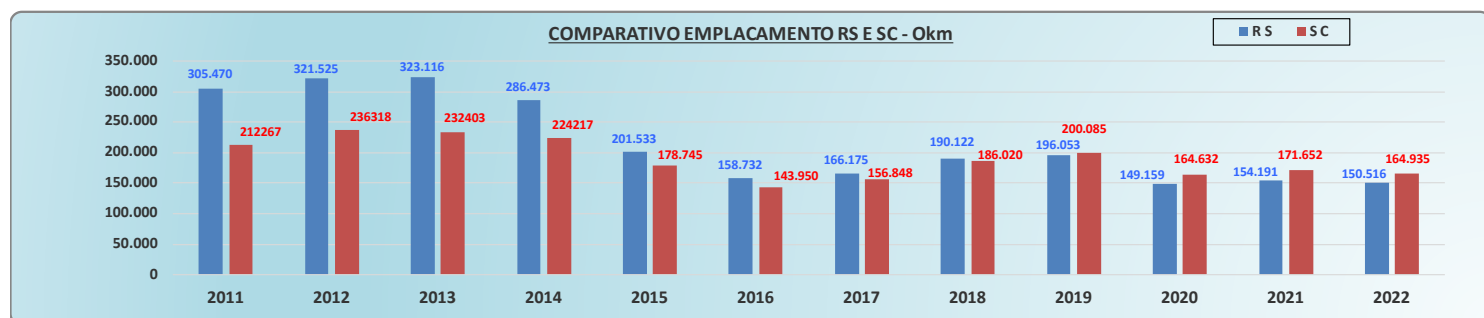
| SC               | 2011             | 2012             | 2013             | 2014            | 2015           | 2016           | 2017           | 2018           | 2019           | 2020            | 2021           | 2022           |
|------------------|------------------|------------------|------------------|-----------------|----------------|----------------|----------------|----------------|----------------|-----------------|----------------|----------------|
| (*) Parcial      |                  |                  |                  |                 |                |                |                |                |                |                 |                |                |
| <b>Totais SC</b> | <b>212.267 *</b> | <b>236.318 *</b> | <b>232.403 *</b> | <b>224.217*</b> | <b>178.745</b> | <b>143.950</b> | <b>156.848</b> | <b>186.020</b> | <b>200.085</b> | <b>164.632</b>  | <b>171.652</b> | <b>164.935</b> |
| <b>VAR %</b>     |                  | <b>11,33%</b>    | <b>-1,66%</b>    | <b>-3,52%</b>   | <b>-20,28%</b> | <b>-19,47%</b> | <b>8,96%</b>   | <b>18,60%</b>  | <b>7,56%</b>   | <b>-172,72%</b> | <b>4,27%</b>   | <b>-3,91%</b>  |

| COMPARATIVO  | 2011             | 2012             | 2013             | 2014            | 2015           | 2016           | 2017           | 2018           | 2019           | 2020           | 2021           | 2022           |
|--------------|------------------|------------------|------------------|-----------------|----------------|----------------|----------------|----------------|----------------|----------------|----------------|----------------|
| (*) Parcial  |                  |                  |                  |                 |                |                |                |                |                |                |                |                |
| <b>SC</b>    | <b>212.267 *</b> | <b>236.318 *</b> | <b>232.403 *</b> | <b>224.217*</b> | <b>178.745</b> | <b>143.950</b> | <b>156.848</b> | <b>186.020</b> | <b>200.085</b> | <b>164.632</b> | <b>171.652</b> | <b>164.935</b> |
| <b>RS</b>    | <b>305.470</b>   | <b>321.525</b>   | <b>323.116</b>   | <b>286.473</b>  | <b>201.533</b> | <b>158.732</b> | <b>166.175</b> | <b>190.122</b> | <b>196.053</b> | <b>149.159</b> | <b>154.191</b> | <b>150.416</b> |
| <b>VAR %</b> |                  | <b>30,51%</b>    | <b>26,50%</b>    | <b>28,07%</b>   | <b>21,73%</b>  | <b>11,31%</b>  | <b>9,31%</b>   | <b>5,61%</b>   | <b>2,16%</b>   | <b>-2,06%</b>  | <b>-10,37%</b> | <b>-9,58%</b>  |

| 2023          | 2023          | %               |
|---------------|---------------|-----------------|
| <b>RS</b>     | <b>SC</b>     |                 |
| 5.482         | 5.198         | <b>5,18%</b>    |
| 1.247         | 1.070         | <b>14,19%</b>   |
| <b>6.729</b>  | <b>6.268</b>  | <b>6,85%</b>    |
| 699           | 975           | <b>-39,48%</b>  |
| 71            | 49            | <b>30,99%</b>   |
| 2.394         | 3.328         | <b>-39,01%</b>  |
| 361           | 739           | <b>-104,71%</b> |
| 686           | 828           | <b>-20,70%</b>  |
| <b>10.940</b> | <b>12.187</b> | <b>-11,40%</b>  |

| 2023           | 2022           | %             |
|----------------|----------------|---------------|
| <b>Acum.</b>   | <b>Acum.</b>   |               |
| 12.187         | 10.633         | <b>14,61%</b> |
| 10.940         | 9.420          | <b>16,14%</b> |
| <b>-11,40%</b> | <b>-12,88%</b> |               |



**RANKING DE EMPLACAMENTOS DE OKM POR ESTADO**

| ESTADO             | JAN            | FEV            | MAR            | ABR            | MAI            | JUN            | JUL            | AGO            | SET            | OUT            | NOV            | DEZ            | ACUM 2017        | % Part |
|--------------------|----------------|----------------|----------------|----------------|----------------|----------------|----------------|----------------|----------------|----------------|----------------|----------------|------------------|--------|
| 1º) São Paulo      | 51.722         | 49.947         | 69.929         | 56.182         | 64.928         | 64.725         | 63.556         | 74.442         | 69.557         | 71.004         | 69.065         | 73.299         | <b>778.382</b>   | 24,2%  |
| 2º) Minas Gerais   | 27.398         | 29.483         | 42.585         | 36.443         | 50.023         | 51.326         | 42.043         | 52.067         | 50.540         | 48.094         | 48.051         | 39.697         | <b>517.628</b>   | 16,1%  |
| 3º) Paraná         | 15.229         | 12.225         | 16.846         | 13.452         | 17.077         | 15.557         | 15.452         | 17.248         | 15.305         | 16.567         | 17.139         | 18.016         | <b>190.117</b>   | 5,9%   |
| 4º) Rio de Janeiro | 13.935         | 12.382         | 16.126         | 13.757         | 15.690         | 15.922         | 15.644         | 17.194         | 15.966         | 13.451         | 14.883         | 15.927         | <b>180.889</b>   | 5,6%   |
| 5º) R S            | <b>11.978</b>  | <b>10.258</b>  | <b>14.122</b>  | <b>11.231</b>  | <b>13.567</b>  | <b>13.411</b>  | <b>13.631</b>  | <b>15.016</b>  | <b>14.159</b>  | <b>15.221</b>  | <b>15.676</b>  | <b>17.890</b>  | <b>166.175</b>   | 5,2%   |
| 6º) Santa Catarina | 11.624         | 10.165         | 13.903         | 10.630         | 12.819         | 12.406         | 12.549         | 14.321         | 12.993         | 14.355         | 14.437         | 16.644         | <b>156.848</b>   | 4,9%   |
| 7º) Bahia          | 10.943         | 8.960          | 13.116         | 10.171         | 12.908         | 11.845         | 12.106         | 12.984         | 11.682         | 12.359         | 11.394         | 12.907         | <b>141.377</b>   | 4,4%   |
| 8º) Pernambuco     | 7.822          | 4.443          | 6.948          | 11.653         | 10.525         | 9.301          | 9.205          | 10.731         | 9.241          | 10.033         | 9.287          | 9.884          | <b>109.074</b>   | 3,4%   |
| 9º) Ceará          | 7.721          | 7.900          | 9.155          | 7.035          | 9.628          | 8.754          | 9.396          | 9.682          | 8.317          | 9.023          | 8.755          | 12.796         | <b>108.162</b>   | 3,4%   |
| 10º) Goiás         | 7.805          | 6.931          | 9.302          | 7.635          | 9.204          | 9.467          | 8.550          | 10.199         | 8.622          | 8.839          | 8.380          | 9.816          | <b>104.748</b>   | 3,3%   |
| <b>Total</b>       | <b>224.138</b> | <b>204.933</b> | <b>282.613</b> | <b>230.837</b> | <b>285.757</b> | <b>277.185</b> | <b>265.967</b> | <b>305.264</b> | <b>276.116</b> | <b>282.355</b> | <b>280.417</b> | <b>301.258</b> | <b>3.216.761</b> | 100,0% |

| ESTADO             | JAN            | FEV            | MAR            | ABR            | MAI            | JUN            | JUL            | AGO            | SET            | OUT            | NOV            | DEZ            | ACUM 2018        | % Part |
|--------------------|----------------|----------------|----------------|----------------|----------------|----------------|----------------|----------------|----------------|----------------|----------------|----------------|------------------|--------|
| 1º) São Paulo      | 65.485         | 59.212         | 76.362         | 76.657         | 74.344         | 65.754         | 74.323         | 88.089         | 76.036         | 87.561         | 78.361         | 82.854         | <b>905.035</b>   | 24,8%  |
| 2º) Minas Gerais   | 33.571         | 32.045         | 44.100         | 49.482         | 39.276         | 55.835         | 52.071         | 59.332         | 52.644         | 67.249         | 57.162         | 43.912         | <b>586.639</b>   | 16,1%  |
| 3º) Paraná         | 17.905         | 14.750         | 17.838         | 20.646         | 19.086         | 16.844         | 18.634         | 20.872         | 17.730         | 20.164         | 20.047         | 21.304         | <b>225.611</b>   | 6,2%   |
| 4º) Rio de Janeiro | 16.125         | 11.651         | 16.977         | 16.649         | 15.927         | 14.844         | 15.248         | 18.387         | 15.862         | 18.095         | 15.392         | 17.487         | <b>192.646</b>   | 5,3%   |
| 5º) R S            | <b>14.438</b>  | <b>11.999</b>  | <b>15.890</b>  | <b>15.311</b>  | <b>14.841</b>  | <b>14.052</b>  | <b>15.712</b>  | <b>17.245</b>  | <b>15.635</b>  | <b>18.963</b>  | <b>17.555</b>  | <b>18.471</b>  | <b>190.122</b>   | 5,2%   |
| 6º) Santa Catarina | 13.663         | 12.642         | 16.402         | 16.227         | 14.309         | 13.980         | 14.903         | 16.994         | 14.320         | 16.950         | 16.618         | 19.010         | <b>186.020</b>   | 5,1%   |
| 7º) Bahia          | 12.468         | 9.583          | 13.434         | 13.167         | 13.887         | 12.000         | 14.319         | 15.793         | 12.903         | 14.349         | 13.065         | 13.280         | <b>158.248</b>   | 4,3%   |
| 8º) Goiás          | 9.105          | 8.259          | 9.920          | 10.523         | 10.568         | 10.202         | 10.165         | 11.611         | 9.500          | 10.481         | 10.613         | 10.599         | <b>121.535</b>   | 3,3%   |
| 9º) Pernambuco     | 9.438          | 7.684          | 9.736          | 10.458         | 10.237         | 9.254          | 10.195         | 11.831         | 9.968          | 11.761         | 10.442         | 10.484         | <b>121.487</b>   | 3,3%   |
| 10º) Ceará         | 8.195          | 7.565          | 9.061          | 9.920          | 10.174         | 8.882          | 9.665          | 10.629         | 9.126          | 10.155         | 9.874          | 12.874         | <b>116.120</b>   | 3,2%   |
| <b>Total</b>       | <b>269.079</b> | <b>230.044</b> | <b>298.626</b> | <b>311.165</b> | <b>294.945</b> | <b>287.705</b> | <b>306.708</b> | <b>352.411</b> | <b>299.612</b> | <b>351.741</b> | <b>320.397</b> | <b>331.153</b> | <b>3.653.500</b> | 100,0% |

| ESTADO             | JAN            | FEV            | MAR            | ABR            | MAI            | JUN            | JUL            | AGO            | SET            | OUT            | NOV            | DEZ            | ACUM 2019        | % Part |
|--------------------|----------------|----------------|----------------|----------------|----------------|----------------|----------------|----------------|----------------|----------------|----------------|----------------|------------------|--------|
| 1º) São Paulo      | 75.016         | 73.519         | 74.135         | 81.814         | 84.885         | 75.162         | 83.794         | 85.574         | 81.637         | 90.477         | 80.625         | 84.895         | <b>971.508</b>   | 24,1%  |
| 2º) Minas Gerais   | 40.468         | 49.069         | 59.349         | 62.369         | 68.689         | 62.390         | 59.960         | 59.302         | 61.552         | 62.432         | 70.568         | 57.740         | <b>713.863</b>   | 17,7%  |
| 3º) Paraná         | 19.928         | 16.401         | 17.148         | 20.183         | 20.019         | 18.009         | 20.735         | 21.219         | 19.976         | 23.815         | 21.974         | 25.653         | <b>244.989</b>   | 6,1%   |
| 4º) Rio de Janeiro | 17.169         | 14.752         | 16.181         | 18.335         | 20.279         | 17.097         | 19.719         | 18.773         | 18.366         | 19.054         | 17.373         | 18.514         | <b>215.611</b>   | 5,3%   |
| 5º) Santa Catarina | 14.523         | 14.716         | 14.679         | 16.745         | 16.442         | 14.936         | 16.690         | 17.099         | 16.423         | 18.807         | 17.811         | 20.922         | <b>200.085</b>   | 5,0%   |
| 6º) R S            | <b>16.121</b>  | <b>13.947</b>  | <b>14.101</b>  | <b>16.710</b>  | <b>16.670</b>  | <b>14.676</b>  | <b>16.223</b>  | <b>15.922</b>  | <b>16.231</b>  | <b>18.498</b>  | <b>16.123</b>  | <b>20.835</b>  | <b>196.053</b>   | 4,9%   |
| 7º) Bahia          | 20.338         | 13.527         | 12.722         | 14.412         | 15.524         | 12.580         | 15.493         | 15.249         | 14.179         | 15.648         | 14.445         | 15.431         | <b>174.537</b>   | 4,3%   |
| 8º) Pernambuco     | 11.097         | 10.496         | 10.292         | 10.707         | 11.469         | 10.416         | 12.023         | 11.843         | 12.068         | 12.591         | 12.034         | 12.526         | <b>137.562</b>   | 3,4%   |
| 9º) Goiás          | 9.857          | 9.859          | 9.587          | 10.277         | 12.016         | 11.038         | 11.328         | 11.918         | 10.690         | 12.068         | 10.576         | 12.041         | <b>131.246</b>   | 3,3%   |
| 10º) Ceará         | 9.116          | 9.201          | 8.267          | 10.523         | 10.568         | 9.467          | 11.275         | 10.966         | 10.550         | 12.143         | 10.488         | 13.060         | <b>125.624</b>   | 3,1%   |
| <b>Total</b>       | <b>303.308</b> | <b>295.905</b> | <b>305.524</b> | <b>339.415</b> | <b>358.456</b> | <b>316.470</b> | <b>349.432</b> | <b>347.084</b> | <b>336.968</b> | <b>367.616</b> | <b>345.382</b> | <b>370.957</b> | <b>4.036.303</b> | 100,0% |

| ESTADO             | JAN            | FEV            | MAR            | ABR           | MAI            | JUN            | JUL            | AGO            | SET            | OUT            | NOV            | DEZ            | ACUM 2020        | % Part |
|--------------------|----------------|----------------|----------------|---------------|----------------|----------------|----------------|----------------|----------------|----------------|----------------|----------------|------------------|--------|
| 1º) São Paulo      | 65.349         | 77.508         | 59.048         | 926           | 1.558          | 62.409         | 80.375         | 68.895         | 72.839         | 76.565         | 74.918         | 81.832         | <b>722.265</b>   | 22,8%  |
| 2º) Minas Gerais   | 44.751         | 49.780         | 50.671         | 19.512        | 16.910         | 22.917         | 32.666         | 43.684         | 54.545         | 54.705         | 58.882         | 56.815         | <b>505.801</b>   | 16,0%  |
| 3º) Paraná         | 20.327         | 18.341         | 13.568         | 7.622         | 11.125         | 13.844         | 14.816         | 17.675         | 19.565         | 20.736         | 21.737         | 24.006         | <b>203.352</b>   | 6,4%   |
| 4º) Santa Catarina | 14.289         | 14.408         | 9.774          | 8.985         | 9.836          | 10.924         | 14.120         | 13.826         | 15.800         | 17.231         | 16.682         | 18.724         | <b>164.632</b>   | 5,2%   |
| 5º) R S            | <b>14.443</b>  | <b>12.481</b>  | <b>10.296</b>  | <b>6.358</b>  | <b>8.102</b>   | <b>10.099</b>  | <b>11.923</b>  | <b>12.619</b>  | <b>14.765</b>  | <b>15.434</b>  | <b>15.312</b>  | <b>17.300</b>  | <b>149.159</b>   | 4,7%   |
| 6º) Bahia          | 14.916         | 11.715         | 11.079         | 6.860         | 5.817          | 8.037          | 12.748         | 13.396         | 14.900         | 13.576         | 15.089         | 17.178         | <b>145.302</b>   | 4,6%   |
| 7º) Rio de Janeiro | 18.477         | 14.353         | 10.448         | 1.450         | 2.368          | 4.269          | 11.023         | 16.832         | 14.792         | 17.170         | 14.406         | 10.031         | <b>135.653</b>   | 4,3%   |
| 8º) Goiás          | 10.285         | 11.932         | 9.351          | 5.357         | 7.475          | 8.286          | 11.219         | 11.789         | 12.680         | 12.270         | 12.648         | 13.717         | <b>127.002</b>   | 4,0%   |
| 9º) Pernambuco     | 11.461         | 8.335          | 8.551          | 1.134         | 1.860          | 4.602          | 11.596         | 12.415         | 12.577         | 11.423         | 13.154         | 13.491         | <b>110.605</b>   | 3,5%   |
| 10º) Ceará         | 9.846          | 8.835          | 6.768          | 1.512         | 2.101          | 4.572          | 9.467          | 10.973         | 11.760         | 11.083         | 10.896         | 14.221         | <b>102.037</b>   | 3,2%   |
| <b>Total</b>       | <b>298.408</b> | <b>293.211</b> | <b>249.392</b> | <b>89.687</b> | <b>100.422</b> | <b>194.345</b> | <b>279.105</b> | <b>299.628</b> | <b>328.221</b> | <b>332.874</b> | <b>334.349</b> | <b>363.163</b> | <b>3.162.851</b> | 100,0% |

| ESTADO             | JAN            | FEV            | MAR            | ABR            | MAI            | JUN            | JUL            | AGO            | SET            | OUT            | NOV            | DEZ            | ACUM 2021        | % Part |
|--------------------|----------------|----------------|----------------|----------------|----------------|----------------|----------------|----------------|----------------|----------------|----------------|----------------|------------------|--------|
| 1º) São Paulo      | 62.470         | 58.032         | 63.946         | 58.784         | 67.634         | 63.922         | 64.868         | 65.234         | 61.583         | 57.939         | 63.799         | 69.543         | <b>757.718</b>   | 21,7%  |
| 2º) Minas Gerais   | 35.038         | 36.902         | 49.218         | 42.709         | 56.122         | 56.432         | 48.843         | 47.335         | 39.228         | 48.581         | 51.741         | 59.390         | <b>571.486</b>   | 16,3%  |
| 3º) Paraná         | 18.705         | 16.130         | 17.931         | 18.667         | 19.131         | 18.653         | 18.866         | 19.525         | 18.353         | 19.731         | 19.661         | 24.289         | <b>229.633</b>   | 6,6%   |
| 4º) Rio de Janeiro | 27.593         | 10.834         | 16.850         | 16.202         | 18.106         | 16.514         | 17.354         | 16.513         | 15.661         | 14.412         | 14.863         | 14.579         | <b>1.996.463</b> | 5,7%   |
| 5º) Santa Catarina | 12.175         | 12.493         | 15.208         | 14.238         | 14.843         | 14.262         | 15.461         | 14.583         | 13.613         | 13.729         | 14.327         | 16.724         | <b>171.652</b>   | 4,9%   |
| 6º) Bahia          | 12.048         | 11.191         | 11.036         | 13.590         | 14.124         | 13.479         | 14.149         | 12.710         | 13.694         | 12.097         | 13.580         | 15.931         | <b>157.611</b>   | 4,5%   |
| 7º) R S            | <b>11.824</b>  | <b>11.619</b>  | <b>11.845</b>  | <b>12.916</b>  | <b>13.239</b>  | <b>12.598</b>  | <b>13.354</b>  | <b>13.016</b>  | <b>12.820</b>  | <b>12.416</b>  | <b>13.169</b>  | <b>15.382</b>  | <b>154.191</b>   | 4,4%   |
| 8º) Goiás          | 9.853          | 9.533          | 9.845          | 13.296         | 13.088         | 13.239         | 13.323         | 12.976         | 12.429         | 11.357         | 11.154         | 13.660         | <b>143.729</b>   | 4,1%   |
| 9º) Pernambuco     | 11.890         | 9.354          | 6.538          | 13.578         | 11.550         | 11.485         | 11.469         | 10.487         | 10.956         | 10.767         | 10.587         | 11.522         | <b>130.154</b>   | 3,7%   |
| 10º) Ceará         | 9.171          | 5.873          | 2.912          | 11.255         | 11.346         | 10.944         | 10.545         | 9.619          | 9.106          | 7.099          | 9.455          | 12.075         | <b>109.400</b>   | 3,1%   |
| <b>Total</b>       | <b>274.081</b> | <b>242.066</b> | <b>269.927</b> | <b>288.081</b> | <b>319.244</b> | <b>309.544</b> | <b>309.479</b> | <b>294.068</b> | <b>281.026</b> | <b>276.014</b> | <b>296.191</b> | <b>337.623</b> | <b>2.497.077</b> | 100,0% |

| ESTADO           | JAN    | FEV    | MAR    | ABR    | MAI    | JUN    | JUL    | AGO    | SET    | OUT    | NOV    | DEZ    | ACUM 2022 | % Part |
|------------------|--------|--------|--------|--------|--------|--------|--------|--------|--------|--------|--------|--------|-----------|--------|
| 1º) São Paulo    | 53.189 | 45.045 | 63.358 | 62.425 | 84.319 | 75.315 | 72.711 | 80.121 | 78.503 | 72.042 | 78.851 | 83.640 | #REF!     | #REF!  |
| 2º) Minas Gerais | 32.742 | 36.626 | 41.189 | 44.235 | 58.078 | 54.966 | 55.363 | 67.456 | 61.203 | 57.452 | 70.635 | 61.843 | #REF!     | #REF!  |
| 3º) Paraná       | 14.850 | 14.001 | 15.607 | 15.14  |        |        |        |        |        |        |        |        |           |        |

