

RS	DEZ 22	JAN	FEV	MAR	ABR	MAI	JUN	JUL	AGO	SET	OUT	NOV	DEZ	OUT/SET	2023	2022	VAR %	OUT/OUT	
A) Autos	8.719	5.482	4.772	7.200	5.754	6.746	7.818	8.183	7.659	6.744	7.418			VAR %	Acum	Acum	Acum	VAR %	
B) Comi Leves	1.896	1.247	1.123	2.061	1.854	2.250	1.544	1.763	2.184	2.518	2.695			9,99%	67.776	59.015	14,85%	12,19%	
Subtotal (A+B)	10.615	6.729	5.895	9.261	7.608	8.996	9.362	9.946	9.843	9.262	10.113	0	0	7,03%	19.238	14.615	31,63%	34,08%	
Caminhões	1.088	699	539	842	658	622	593	523	701	643	751			16,80%	6.570	8.509	-22,79%	-18,99%	
Ônibus	150	71	111	119	62	69	34	54	78	101	84			-16,83%	783	649	20,65%	7,69%	
Motos	3.149	2.401	2.145	3.378	2.565	2.961	2.787	2.249	3.221	2.781	3.085			10,93%	27.573	26.526	3,95%	3,80%	
Impl. Rodov.	513	361	340	452	479	639	517	597	573	563	502			-10,83%	5.024	3.622	38,71%	42,21%	
Outros	886	686	611	815	631	733	681	640	808	717	753			5,02%	7.075	6.949	1,81%	-5,40%	
Totais	16.401	10.947	9.641	14.867	12.003	14.020	13.974	14.009	15.224	14.067	15.288	0	0	8,68%	134.039	119.885	11,81%	11,20%	
		-33,25%	-11,93%	54,21%	-19,26%	16,80%	-0,33%	0,25%	8,67%	-7,60%	8,68%								

EMPLACAMENTOS NO BRASIL EM 2023 - Okm

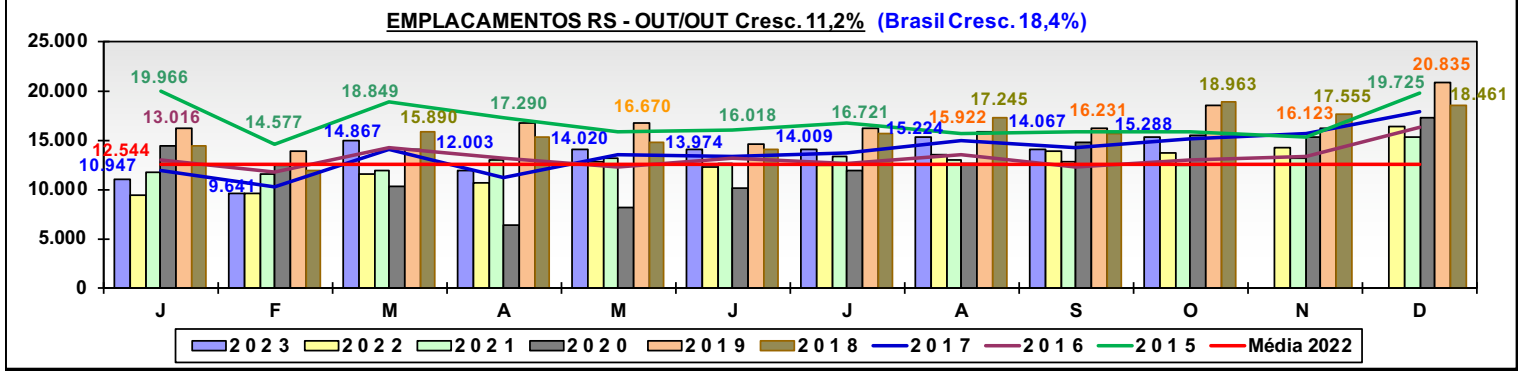
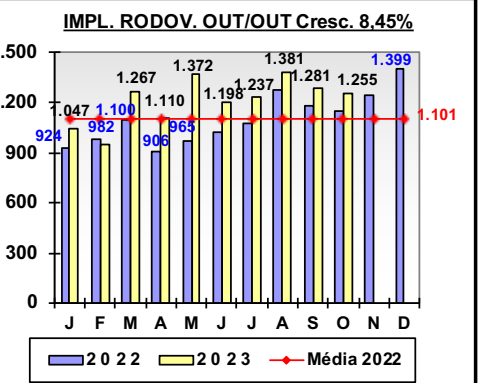
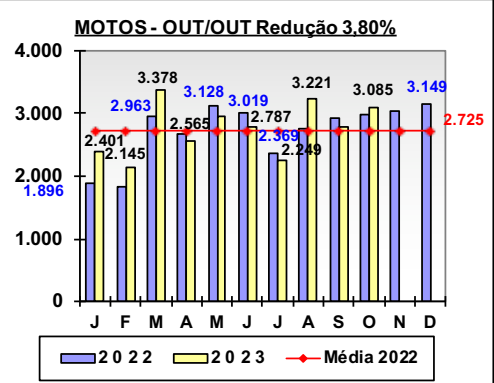
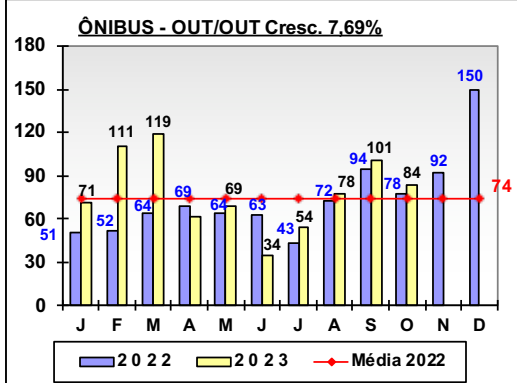
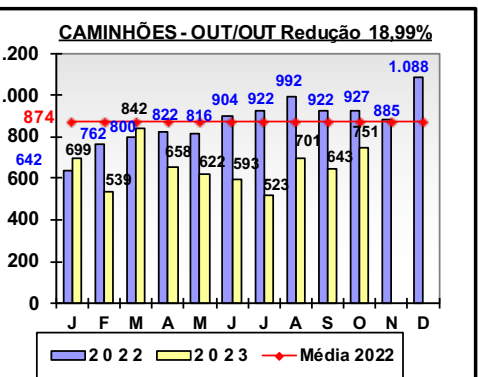
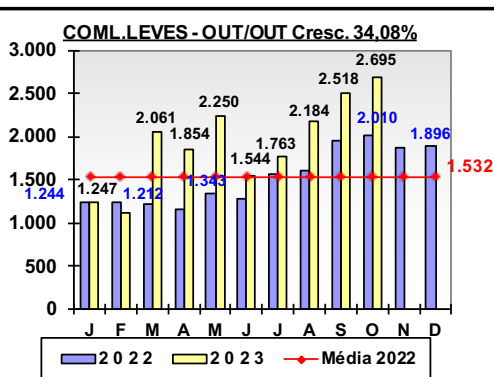
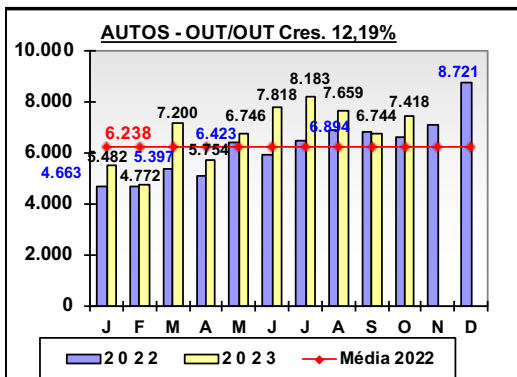
BRASIL	DEZ 22	JAN	FEV	MAR	ABR	MAI	JUN	JUL	AGO	SET	OUT	NOV	DEZ	OUT/SET	2023	2022	VAR %	OUT/OUT
A) Autos	164.169	103.871	95.817	146.165	118.123	127.478	142.011	176.734	153.478	145.676	163.134			VAR %	Acum	Acum	Acum	VAR %
B) Comi Leves	38.007	26.588	23.952	40.409	33.593	38.874	37.674	38.971	43.401	41.754	43.535			11,98%	1.372.404	1.254.004	9,44%	19,09%
Subtotal (A+B)	202.176	130.459	119.769	186.574	151.716	166.352	179.685	215.705	196.879	187.430	206.669	0	0	4,27%	368.724	309.540	19,12%	38,34%
Caminhões	12.064	10.215	7.843	9.388	7.293	7.893	7.722	8.109	8.968	8.445	9.157			10,26%	1.741.128	1.563.544	11,36%	22,69%
Ônibus	2.680	2.152	2.288	2.937	1.669	2.237	2.115	1.783	1.870	1.822	1.919			8,43%	85.021	102.572	-17,11%	-13,45%
Motos	132.129	110.521	100.575	145.943	120.906	161.438	140.339	123.051	142.712	135.134	137.606			5,32%	20.793	17.064	21,85%	4,98%
Impl. Rodov.	7.891	6.539	5.963	8.385	6.207	7.678	7.323	7.318	8.541	7.831	8.964			1,83%	1.318.227	1.106.802	19,10%	14,40%
Outros	9.955	8.522	8.955	11.775	9.963	11.671	11.297	11.222	12.547	10.712	10.817			14,47%	74.749	69.052	8,25%	41,19%
Totais	366.895	268.408	245.393	365.002	296.854	357.269	348.481	367.188	371.517	351.374	375.132	0	0	0,98%	106.583	98.538	8,16%	15,88%
		-26,84%	-8,57%	48,74%	-18,67%	20,35%	-2,46%	5,37%	1,18%	-5,42%	6,76%			6,76%	3.346.501	2.957.572	13,15%	18,40%

RANKING DE EMPLACAMENTOS DE OKM POR ESTADO EM 2023

ESTADO	JAN	FEV	MAR	ABR	MAI	JUN	JUL	AGO	SET	OUT	NOV	DEZ	ACUM. 2023	% Part
1*) São Paulo	60.952	57.020	82.060	67.387	80.849	83.007	94.547	86.477	84.698	86.030			783.035	23,4%
2*) Minas Gerais	40.083	34.894	62.018	49.330	46.986	49.578	57.679	59.918	61.472	73.448			535.390	16,0%
3*) Rio de Janeiro	14.945	13.740	19.620	16.143	27.291	20.237	23.186	21.019	19.134	19.747			195.062	5,8%
4*) Paraná	16.923	14.536	22.477	17.293	19.422	19.979	19.576	20.959	19.365	21.414			191.935	5,7%
5*) Bahia	13.283	11.729	18.172	13.977	17.724	16.482	17.530	17.959	16.332	17.144			160.327	4,8%
6*) Santa Catarina	12.189	12.007	16.916	13.509	15.779	15.876	15.454	16.525	15.443	15.787			149.478	4,5%
7*) RS	10.947	9.641	14.867	12.003	14.020	13.974	14.009	15.224	14.067	15.288			134.039	4,0%
8*) Goiás	10.519	10.367	14.406	12.149	14.075	13.931	14.517	14.922	13.061	12.947			130.882	3,9%
9*) Pernambuco	10.857	8.838	13.569	10.935	14.729	13.479	13.022	14.145	13.336	13.271			126.180	3,8%
10*) Ceará	7.679	7.315	10.123	9.001	11.853	11.543	10.323	11.160	9.822	10.317			99.136	3,0%
Totais	268.408	245.393	365.002	296.854	357.269	348.481	367.188	371.517	351.374	375.132	0	0	3.346.501	100,0%

EMPLACAMENTO NOS MUNICÍPIOS POR SEGMENTO

AUTOS	Quant.	Part. %	Comi Leve	Quant.	Part. %	Caminhões	Quant.	Part. %	MOTOS	Quant.	Part. %	ÔNIBUS	Quant.	Part. %
Porto Alegre	1.886	25,42%	Porto Alegre	294	10,91%	São Leopoldo	131	17,44%	Porto Alegre	473	15,33%	Porto Alegre	32	38,10%
Caxias do Sul	396	5,34%	Caxias do Sul	94	3,49%	Porto Alegre	50	6,66%	Caxias do Sul	187	6,06%	Caxias do Sul	16	19,05%
Canoas	325	4,38%	Santa Maria	80	2,97%	Passo Fundo	42	5,59%	Canoas	140	4,54%	Esteio	3	3,57%
Pelotas	270	3,64%	Pelotas	71	2,63%	Ijuí	28	3,73%	Passo Fundo	132	4,28%	Pelotas	3	3,57%
N. Hamburgo	235	3,17%	Canoas	58	2,15%	Capão Leão	23	3,06%	Pelotas	88	2,85%	Canela	2	2,38%
Passo Fundo	230	3,10%	Passo Fundo	58	2,15%	Caxias do Sul	21	2,80%	Viamão	82	2,66%	Canoas	2	2,38%
Santa Maria	208	2,80%	N. Hamburgo	52	1,93%	Capivari Sul	20	2,66%	B. Gonçalves	80	2,59%	Marau	2	2,38%
São Leopoldo	150	2,02%	B. Gonçalves	45	1,67%	Erechim	20	2,66%	Alvorada	77	2,50%	Triunfo	2	2,38%
B. Gonçalves	142	1,91%	São Leopoldo	45	1,67%	Canoas	19	2,53%	Gravataí	68	2,20%	B. Gonçalves	1	1,19%
Lajeado	125	1,69%	Sta Cruz Sul	39	1,45%	Eldorado Sul	15	2,00%	N. Hamburgo	66	2,14%	Eldorado do Sul	1	1,19%



Fonte: FENABRAVE

COMPARATIVO EMPLACAMENTOS RS E SC - Okm

OUT 23

RS	2011	2012	2013	2014	2015	2016	2017	2018	2019	2020	2021	2022
A) Autos	168.961	191.691	190.389	161.444	128.179	99.217	107.221	121.128	121.260	87.142	77.002	74.851
B) Coml Leves	46.748	51.028	57.535	59.208	22.959	20.193	21.389	23.683	23.863	17.946	20.932	18.383
Subtotal A+B	215.709	242.719	247.924	220.652	151.138	119.410	128.610	144.811	145.123	105.088	97.934	93.234
Caminhões	11.863	9.434	12.020	9.854	5.203	3.665	3.641	5.410	7.443	6.516	10.560	10.483
Ônibus	1.823	1.590	1.793	1.566	1.127	841	578	841	1.112	712	739	891
Motos	63.600	54.987	46.026	39.606	31.716	23.628	22.301	27.179	29.491	23.810	30.240	32.697
Impl. Rodov.	3.847	3.436	5.644	4.649	2.465	1.805	1.816	2.730	4.149	4.180	5.277	4.566
Outros	8.628	9.359	9.709	10.146	9.884	9.383	9.229	9.151	8.735	8.853	9.441	8.645
Totais RS	305.470	321.525	323.116	286.473	201.533	158.732	166.175	190.122	196.053	149.159	154.191	150.516
VAR %		5,26%	0,49%	-11,34%	-29,65%	-21,24%	4,69%	14,41%	3,12%	-23,92%	3,38%	-2,38%

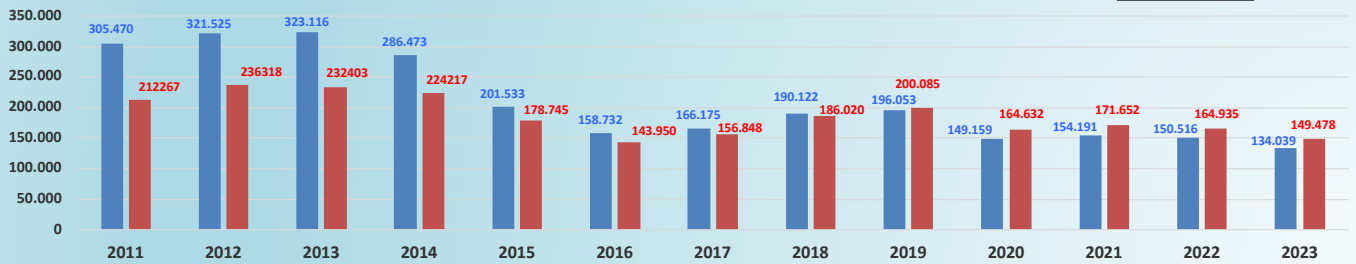
SC	2011	2012	2013	2014	2015	2016	2017	2018	2019	2020	2021	2022
(*) Parcial												
Totais SC	212.267 *	236.318 *	232.403 *	224.217*	178.745	143.950	156.848	186.020	200.085	164.632	171.652	164.935
VAR %		11,33%	-1,66%	-3,52%	-20,28%	-19,47%	8,96%	18,60%	7,56%	-172,72%	4,27%	-3,91%

COMPARATIVO	2011	2012	2013	2014	2015	2016	2017	2018	2019	2020	2021	2022
(*) Parcial												
SC	212.267 *	236.318 *	232.403 *	224.217*	178.745	143.950	156.848	186.020	200.085	164.632	171.652	164.935
RS	305.470	321.525	323.116	286.473	201.533	158.732	166.175	190.122	196.053	149.159	154.191	150.416
VAR %	30,51%	26,50%	28,07%	21,73%	11,31%	9,31%	5,61%	2,16%	-2,06%	-10,37%	-11,32%	-9,58%

2023	2023	%
RS	SC	
67.776	67.751	0,04%
19.238	16.550	13,97%
87.014	84.301	3,12%
6.570	7.672	-16,77%
783	458	41,51%
27.573	39.359	-42,74%
5.024	8.600	-71,18%
7.075	9.088	-28,45%
134.039	149.478	-11,52%

2023	2022	%
Acum.	Acum.	Cresc.
149.478	134.088	11,48%
134.039	119.885	11,81%
-11,52%	-11,85%	

COMPARATIVO EMPLACAMENTO RS E SC - Okm



EMPLACAMENTOS NO RIO GRANDE DO SUL EM 2023 - Okm

(QUANT. POR DIAS ÚTEIS)

RS	JAN	FEV	MAR	ABR	MAI	JUN	JUL	AGO	SET	OUT	NOV	DEZ
DIAS ÚTEIS	26	22	27	23	26	25	26	27	24	24		
A) Autos	211	217	267	250	259	313	315	284	281	309		
B) Coml Leves	48	51	76	81	87	62	68	81	105	112		
Subtotal A+B	259	268	343	331	346	375	383	365	386	421		
Caminhões	27	25	31	29	24	24	20	26	27	31		
Ônibus	3	5	4	3	3	1	2	3	4	4		
Motos	92	97	125	112	114	111	87	119	116	129		
Impl. Rodov.	14	15	17	21	25	21	23	21	24	21		
Outros	26	28	30	27	28	27	25	30	30	31		
EMPLACAMENTO	421	438	551	522	539	559	539	564	586	637		

EMPLACAMENTOS NO BRASIL EM 2023 - Okm

(QUANT. POR DIAS ÚTEIS)

BRASIL	JAN	FEV	MAR	ABR	MAI	JUN	JUL	AGO	SET	OUT	NOV	DEZ
DIAS ÚTEIS	26	22	27	23	26	25	26	27	24	24		
A) Autos	3.995	4.355	5.414	5.136	4.903	5.681	6.798	5.684	6.070	6.797		
B) Coml Leves	1.023	1.088	1.497	1.461	1.495	1.507	1.499	1.607	1.740	1.814		
Subtotal A+B	5.018	5.443	6.910	6.597	6.399	7.188	8.297	7.292	7.810	8.611		
Caminhões	393	356	348	317	304	309	312	332	352	382		
Ônibus	83	104	109	73	86	85	69	69	75	80		
Motos	4.250	4.570	5.405	5.257	6.209	5.612	4.733	5.286	5.630	5.734		
Impl. Rodov.	252	269	311	270	295	293	281	316	324	374		
Outros	328	405	436	394	449	452	432	464	446	451		
EMPLACAMENTO	10.322	11.147	13.519	12.907	13.741	13.938	14.123	13.759	14.638	15.631		